

4

3

2

1

B

B

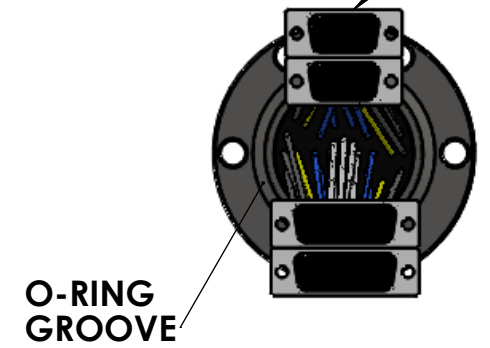
2X 9 PIN D-SUB CONNECTOR (BOTH SIDES) (Multiple options available)

304L SS CF FLANGE (Engineered for your application)

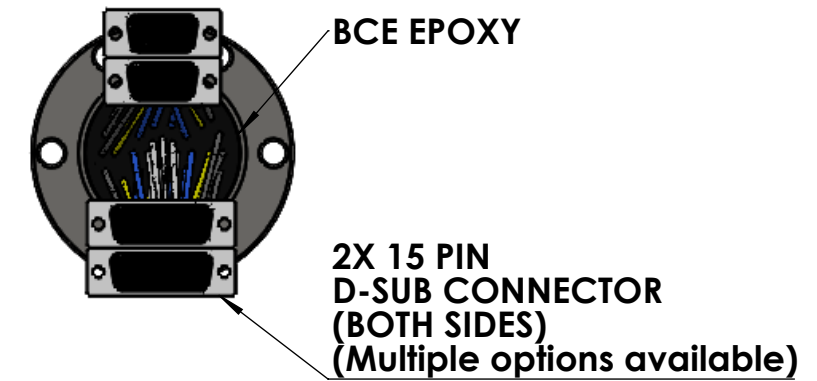
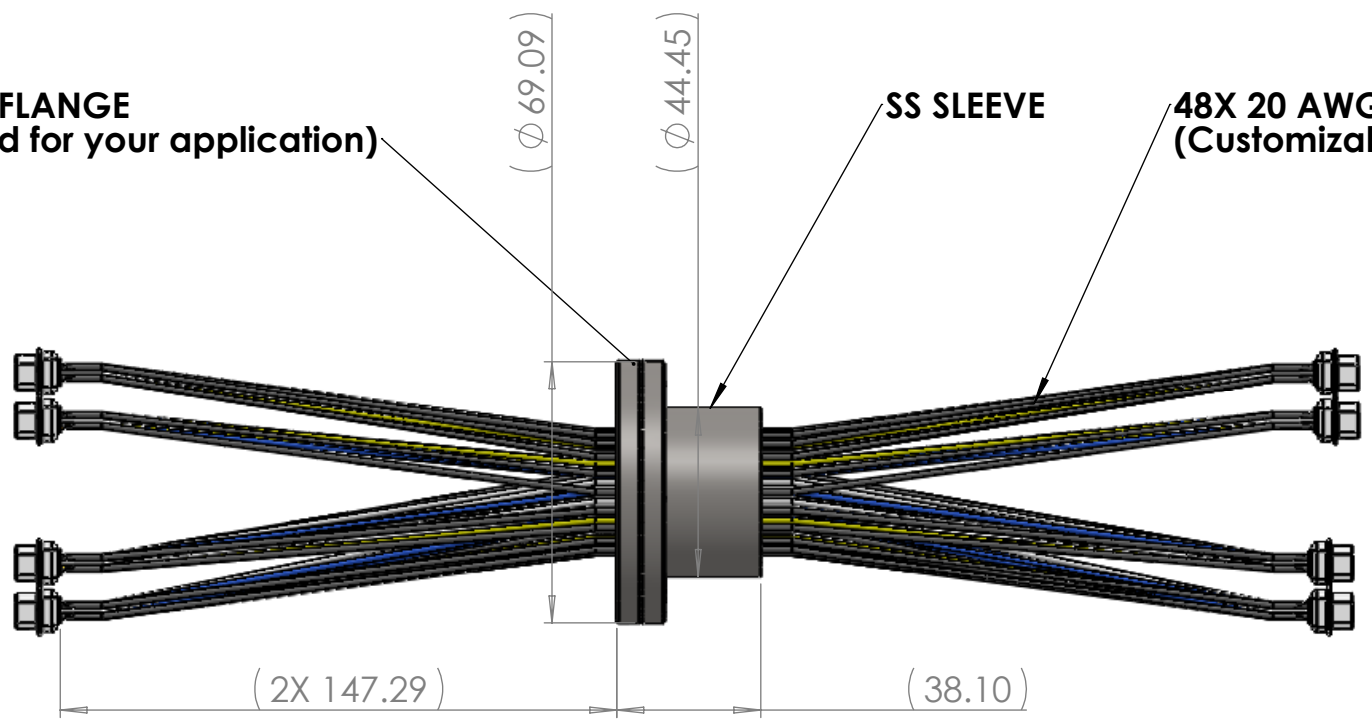
SS SLEEVE

48X 20 AWG SOLID WIRE (Customizable)

ISOMETRIC VIEW FOR REF. ONLY



VACUUM SIDE



ATMOSPHERE SIDE

NOTES

- 1. Helium Leak Test: 10⁻⁶ Torr
- 2. Continuous Operating Temperature: -55°C to 200°C
- 3. Intermittent Operating Temperature: -55°C to 300°C
- 4. BCE Epoxy:
 - a. Outgassing: meets NASA ASTM E595
 - b. Total Mass Loss (TML): <1.0%
 - c. Collected Volatile Condensable Materials: <0.1%
 - d. Dielectric Constant (1 KHz): 3.8
- 5. All components can be customer specified

PROPRIETARY AND CONFIDENTIAL THE INFORMATION CONTAINED IN THIS DRAWING IS THE SOLE PROPERTY OF BELILOVE CO. ENGINEERS. ANY REPRODUCTION IN PART OR AS A WHOLE WITHOUT THE WRITTEN PERMISSION OF BELILOVE CO. ENGINEERS IS PROHIBITED.

UNLESS OTHERWISE SPECIFIED:		NAME	DATE
DIMENSIONS ARE IN MILLIMETERS		DRAWN	F. SYED 1/26/17
TOLERANCES:		CHECKED	
FRACTIONAL ±		ENG APPR.	
ANGULAR: MACH ± BEND ±		MFG APPR.	
TWO PLACE DECIMAL ±		Q.A.	
THREE PLACE DECIMAL ±		COMMENTS:	
INTERPRET GEOMETRIC TOLERANCING PER:			
MATERIAL SEE DWG			
FINISH SEE DWG			
DO NOT SCALE DRAWING			

BCE		
TITLE: CUSTOM FEEDTHROUGH W/ CONNECTORS		
SIZE	DWG. NO.	REV
B	BCE10011	A
SCALE: NTS	WEIGHT: N/A	SHEET 1 OF 1

4

3

2

1

A

A